

KENDRIYA VIDYALAYA , THIRUPPARANKUNDRAM , MADURAI

ACTIVITY SHEET

Lesson - Mangoes Round The Year

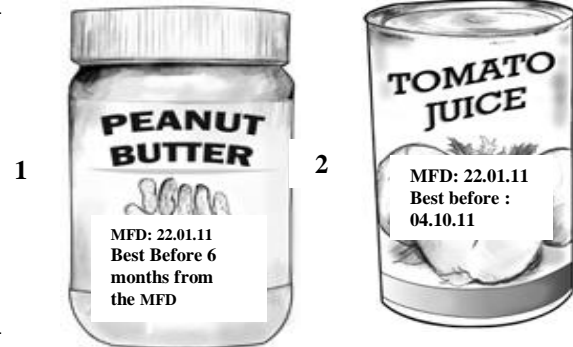
CLASS:V

NAME : _____

SUB : EVS

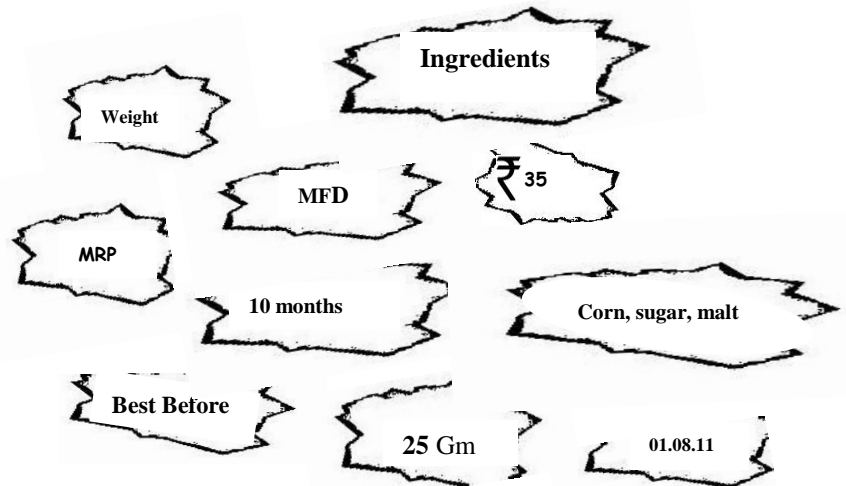

DATE : _____

1. Compare the following two food items and write your observation.



2 FIX THE MIX.


Given below are the bits of the carton box of a food item. Match the information's and write in the new box provided below.



3. Name any two:

- a) Preservatives : _____ , _____
- b) Summer fruit or vegetable : _____ , _____
- c) Winter fruit or vegetable : _____ , _____
- d) Fruits which spoils very fast : _____ , _____
- e) Fruits which do not spoil for a week : _____ , _____

4. What will happen to the slice of the bread when kept for a week? Write and show the changes in the slice of bread by colouring it.



4. Tell me why?

a) The grains are dried in the sun before packing:



b) Some food items are preserved.

5. Name any two food items which can be preserved by the following methods:

a) Sugaring : _____ , _____

b) Salting : _____ , _____

c) Drying : _____ , _____

d) Canning : _____ , _____

e) Freezing : _____ , _____

f) Pickling : _____ , _____

6. Meena's mother wants to use some food items in the form of Bady , Pickle , Vathal, Jam , Papad. Tell her which fruit /Vegetable/pulses/grains she can select to make the above things.

a) Bady : _____ , _____

b) Vathal : _____ , _____

c) Pickle : _____ , _____

d) Jam : _____ , _____

e) Papad : _____ , _____

7. Match the pictures with their method of preservation.

